

M A G E L L A N





Surround yourself in comfort. The elegant simplicity of the Magellan luminaire delivers the performance and design flexibility you have come to count on from MARK Architectural Lighting.

MAGELLAN FAMILY

Offered as a pendant in one of three suspension styles, pendant luminaires range in size from 18" to 48" and offer direct, indirect, direct/indirect, and sound absorption solutions, depending on mounting style.



RIGID STEM

- Available from 18 to 48-inches
- Stem lengths: 12, 18, 24, and 36-inches
- Single and dual circuit options
- Acoustic options available up to 48-inches



CABLE-TO-STEM

- Available from 24 to 48-inches
- Cable-to-stem lengths: 36, 48, 60, 72, 84, 96, 108, and 120-inches
- Single and dual circuit options
- Acoustic options available up to 48-inches



CABLE-TO-CANOPY


- Available from 18 to 24-inches
- Cable-to-canopy lengths: 24, 60, and 120-inches
- Single and dual circuit options
- Acoustic options available up to 48-inches






MAGELLAN FAMILY

Surface and recessed luminaires for wall and ceiling applications range in size from 12 to 72-inches and offer direct illumination and sound absorption solutions.




CEILING SURFACE

- Available from 12 to 48-inches
- Acoustic options available up to 48-inches




WALL SURFACE

- Available from 12 to 24-inches
- Acoustic options available up to 24-inches



CEILING RECESSED

- Available from 12 to 72-inches
- Acoustic options available up to 48-inches



WALL RECESSED

- Available from 12 to 24-inches
- Acoustic options available up to 24-inches

PERFORMANCE

HIGH EFFICIENCY & PERFORMANCE

- From 600 to 48,500 Lumens
- Up to 128 LPW (Direct)
- Up to 140 LPW (Indirect)

DYNAMIC COLOR RANGE

- Static white: 2700K to 5000K
- Tunable white (Rhythm Range): 2700K to 6500K
- Tunable white (Productivity Range): 3000K to 5000K

CONTROL / DIMMING OPTIONS

- nLight®, nLight AIR, 0-10v, DALI, DMX, and ECOI
- NODIM, Dim to 0.1%, Dim to 1%, and Dim to 10%



AVAILABLE SIZES

- Pendant - 18", 24", 36", 48"
- Ceiling Surface - 12", 18", 24", 36", 48"
- Ceiling Recessed - 12", 24", 36", 48", 60", 72"
- Wall Surface - 12", 18", 24"
- Wall Recessed - 12", 24"

AVAILABLE COLORS

- White (satin), Anti-Microbial White (satin), Black (satin), Silver (satin), RAL Colors

LENS OPTIONS



ACUOSTIC COLORS



SMOKE¹



PEWTER¹



SLATE¹



IVORY




LINEN




ECRU




FROST




CHAMBRAY




CADET




MALACHITE




COBALT



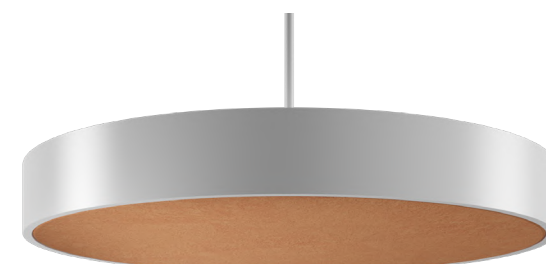
SKY




GRASS




SUNSHINE




MANDARINE




OCHER



GREIGE



FOSSIL



TAR

¹ Standard colors. Check with factory for lead times of non-standard colors.



MARK ARCHITECTURAL
LIGHTING

Learn more about Magellan at www.MarkLighting.com

The product images shown are for illustration purposes only and may not be an exact representation of the product.

Join the conversation – follow us on social media.

