



MARKLINE 101
MARKCOVE 102

MARK ARCHITECTURAL
LIGHTING





KEEP A LOW PROFILE

Gain superior design flexibility from a low profile. With cutting-edge optical performance that precisely places static or dynamic light, Markline 101 and Markcove 102 create bold statements from a minimal aperture. Complete with multiple mounting options and lengths at 12 inches and more. Greater design options come from less luminaire.

UNMATCHED OPTICS



A multi-diode emitter for dynamic color enhances the blending of light, critical in near-field and tight beam applications. Choose from 7 precise distribution options ranging from 9x9 to 120x120 and asymmetric wall wash.

DELIBERATELY DESIGNED FOR SMALL SPACES

Small apertures create a big impact. At 1.5 inches wide, Markline 101 and Markcove 102 enable designers to illuminate tight spaces with tiny fixtures.

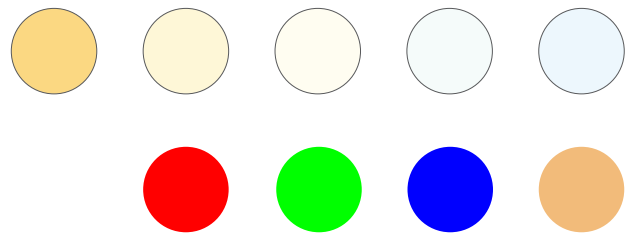


MARKLINE 101



STATIC WHITE AND STATIC COLOR

- Static White outputs: 250, 400, 500, 600, 700, or 800 lumens per foot
- Static White CCT: 2700K, 3000K, 3500K, 4000K or 5000K
- Static Color hues: Red, Green, Blue or Amber
- Optics: 9x9, 15x30, 10x60, 30x60, 40x60, 60x60 or Wall Wash



TUNABLE WHITE AND WARM DIMMING

- Outputs: 250, 400, 500, 600, or 700 lumens per foot
- Tunable White (Productivity Range): 3000K to 5000K
- Tunable White (Rhythm Range): 2700K-6500K
- Warm Dimming range: 3000K to 1800K
- Optics: 9x9, 15x30, 10x60, 30x60, 40x60, 60x60 or Wall Wash



TUNABLE WHITE



WARM DIMMING

DYNAMIC COLOR

- Outputs: 250 or 400 lumens per foot
- Optics: 9x9, 15x30, 10x60, 30x60, 40x60, 60x60 or Wall Wash




DYNAMIC COLOR



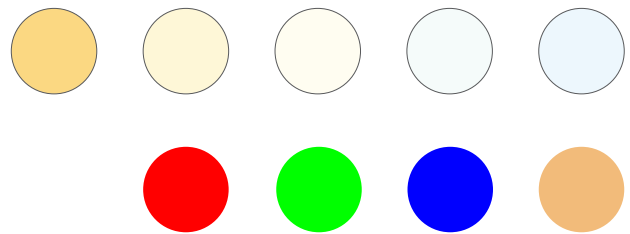


MARKCOVE 102



STATIC WHITE AND STATIC COLOR

- Static White outputs: 250, 400, 500, 600, 700, 800, 900, or 1000 lumens per foot
- Static White CCT: 2700K, 3000K, 3500K, 4000K, or 5000K
- Static Color hues: Red, Green, Blue or Amber
- Optics: 120x120



TUNABLE WHITE AND WARM DIMMING

- Outputs: 250, 400, 500, 600, 700, or 800 lumens per foot
- Tunable White (Productivity Range): 3000K to 5000K
- Tunable White (Rhythm Range): 2700K-6500K
- Warm Dimming range: 3000K to 1800K
- Optics: 120x120



TUNABLE WHITE



WARM DIMMING

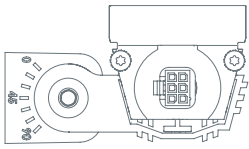
DYNAMIC COLOR

- Outputs: 250 or 400 lumens per foot
- Optics: 120x120

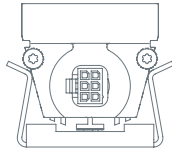


DYNAMIC COLOR

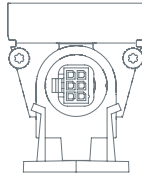
MARKLINE 101 MOUNTING OPTIONS



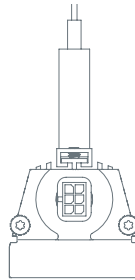
SIDE MOUNT



STATIC MOUNT

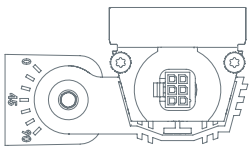


CENTER ROTATION MOUNT

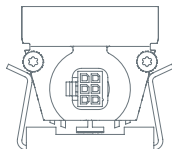


CABLE PENDANT MOUNT

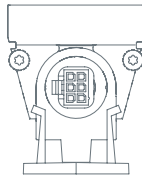
MARKLINE 102 MOUNTING OPTIONS



SIDE MOUNT




STATIC MOUNT



CENTER ROTATION MOUNT

FINISH OPTIONS



BLACK



TEXTURED WHITE



SILVER


CONTROLS



SHIELDING OPTIONS

- Frosted lens and partially frosted lens
- Linear cross baffle
- Hex cell louver
- Glare visor





MARK ARCHITECTURAL
LIGHTING

Learn more about MARKLINE 101 and MARKCOVE 102 at www.MarkLighting.com

The product images shown are for illustration purposes only and may not be an exact representation of the product.

Join the conversation – follow us on social media.

